



KITCHEN WORKS is registered trademark of Kitchen Works Co. Ltd.

Project: \_\_\_\_\_  
 Item: \_\_\_\_\_  
 Quantity: \_\_\_\_\_

# Griddle Range Series

Models  GTG27  GTG26

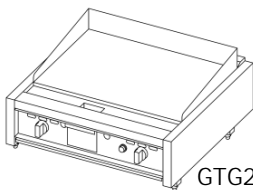


GTG26+S6

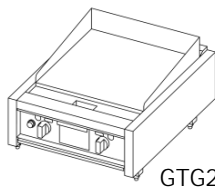
### Standard Features:

- Construction in AISI 304 stainless steel on front, side and adjustable feet
- Stainless steel tubular burners controlled by individual hi-lo valves
- Flame failure protection for all burners
- Electric spark ignition on all pilots
- 20mm thick polished steel griddle plate with back and side splashes
- Front grease trough with drop to large-capacity grease collector
- Stainless steel drip tray positioned under open burners
- Suitable for Towngas and LPG

NOTE: Please specify gas type when ordering.



GTG27



GTG26

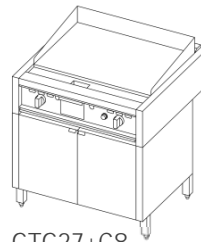
## Stainless Steel Accessories



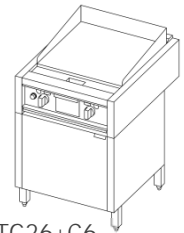
S/S base cabinet



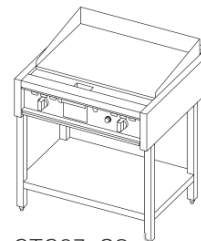
S/S base stand



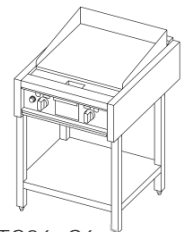
GTG27+C8



GTG26+C6



GTG27+S8



GTG26+S6

- C8: stainless steel base cabinet  
800 x 580 x 620 mm (H)
- C6: stainless steel base cabinet  
600 x 580 x 620 mm (H)
- S8: stainless steel stand w/ bottom shelf  
800 x 530 x 620 mm (H)
- S6: stainless steel stand w/ bottom shelf  
600 x 530 x 620 mm (H)



KITCHEN WORKS is registered trademark of Kitchen Works Co. Ltd.

## Griddle Range Series

Specifications	GTG27	GTG26
Type	Countertop	Countertop
Burner Rate (kW/BTU)	2 x 7 (2 x 24,500)	2 x 6 (2 x 21,000)
Gas Inlet Size	Ø20mm (3/4") N.P.T.	Ø20mm (3/4") N.P.T.
Net Weight (kg)	100	88
Dimensions (mm)	800 W 750 D 280 H	600 W 750 D 280 H

KWS/GRS/SS/201706